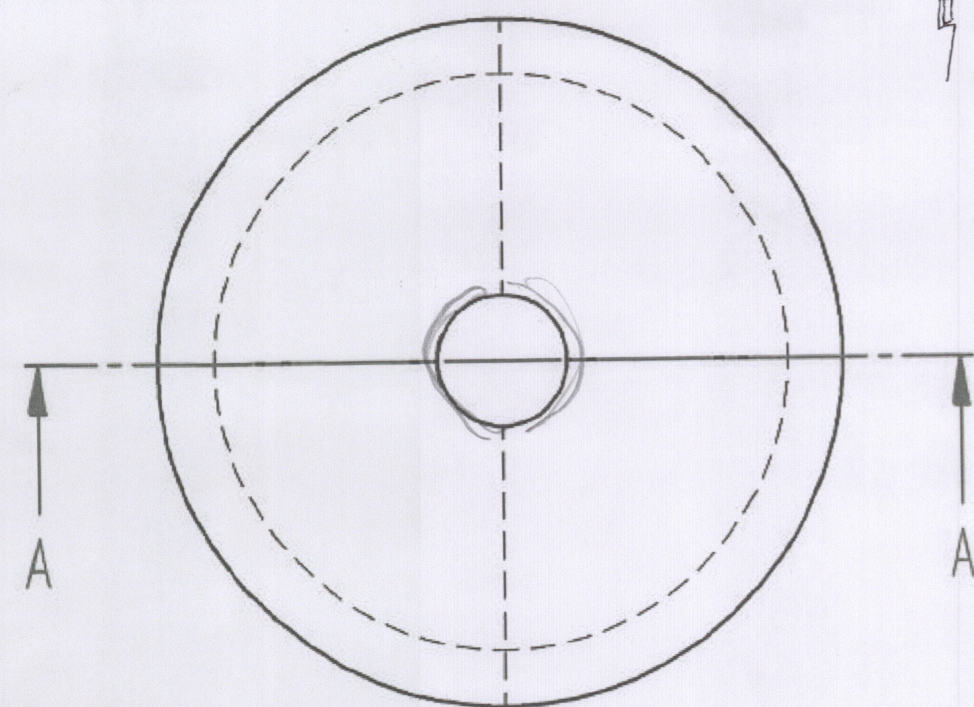
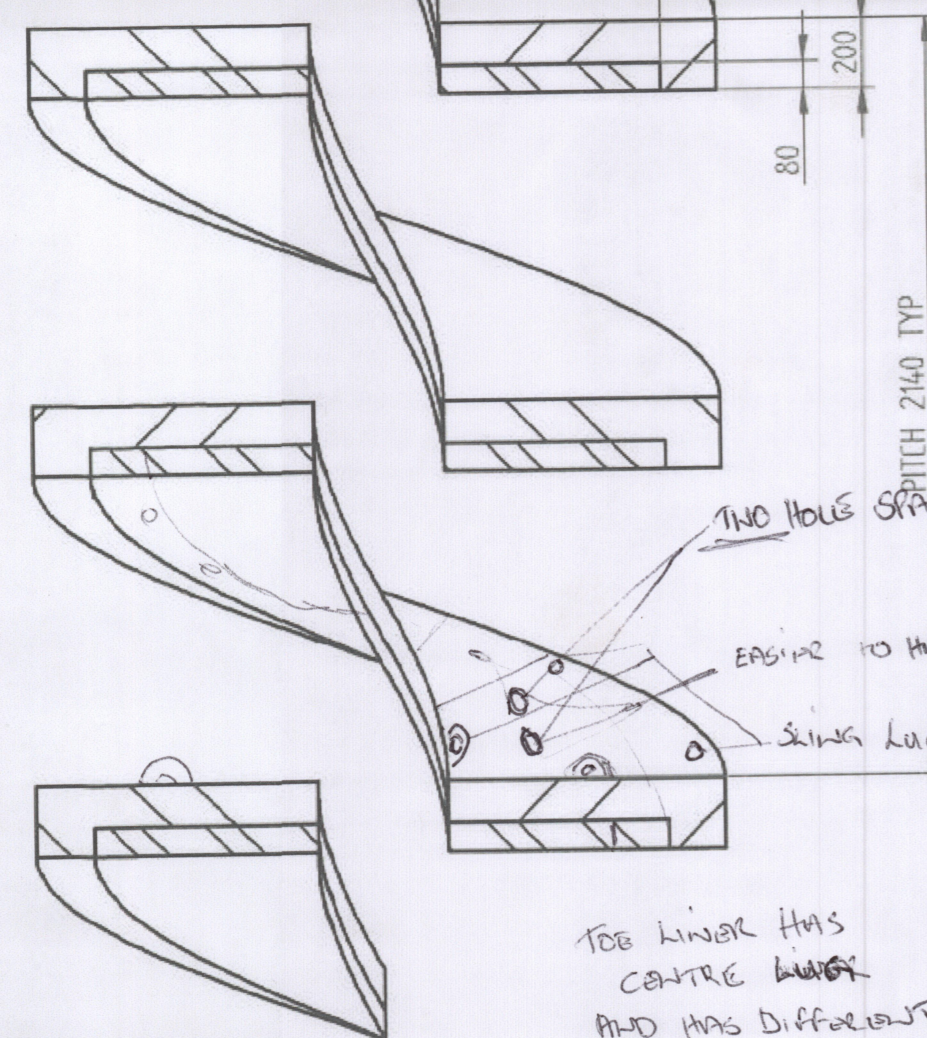
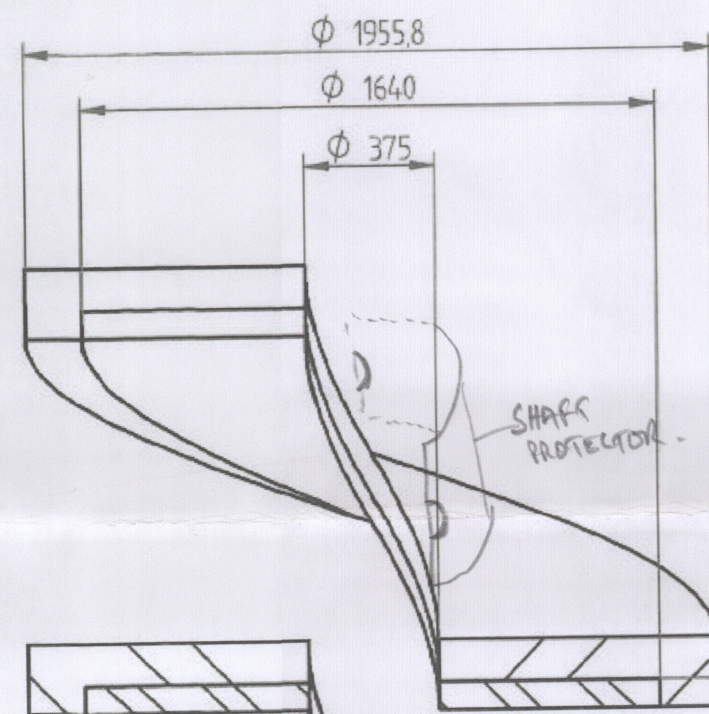


①




8 B5S
Bolts



SECTION A-A

TOE LINER HAS
CENTRE LINE
AND HAS DIFFERENT
PROFILES TO SCOP
BALLS.

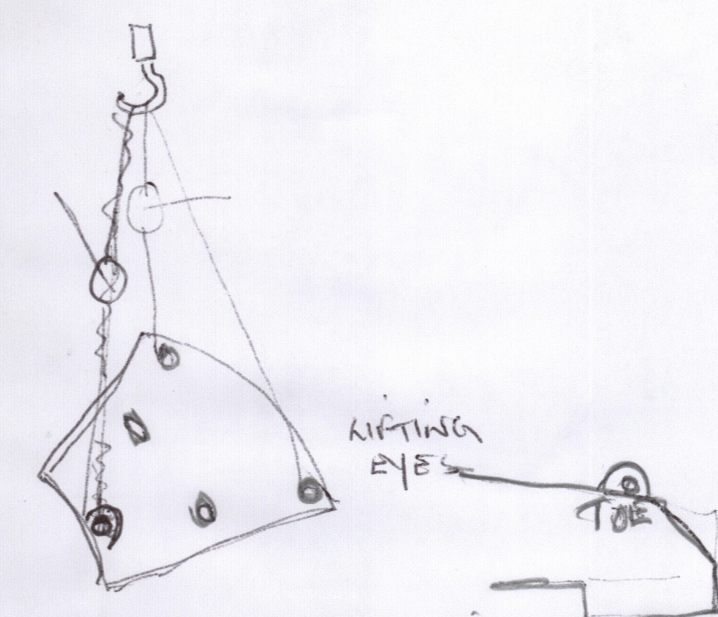



5mm GAP
BETWEEN
LINERS

NOTE:

1. DOUBLE FLIGHT AUGER.
2. THEORETICAL MASS OF REPRESENTED ASSEMBLY 15868.6kg.
3. 1.75 TURNS PER FLIGHT.

④
+16TON ✓



HOISTING
EYES

TWO HOLE SPACER NOT 3 (SMALLER THAN
SAMPLE SENT
TO FOUNDRY)

EASIER TO HANDLE (2 HOLE SPACE)

SLING LUGS


40

5mm GAP BETWEEN LINERS

LINE ± 30% SMALLER ONLY TWO HOLE SPACE INSTEAD OF THREE
NO SHAFT PROTECTION
NO BLANK SECTIONS UNDERNEATH.

SLINGING
LUGS

40mm HOLE TO SLING LUGS
INTO PLACE



REVISION HISTORY			
REV	DESCRIPTION	DATE	APPROVED

NAME		DATE	Solid Edge	
DRAWN		09/22/11		
CHECKED			TITLE	
ENG APPR				
MGR APPR			DOUBLE FLIGHT AUGER ASSEMBLY	
UNLESS OTHERWISE SPECIFIED DIMENSIONS ARE IN MILLIMETERS ANGLES ±XX° 2 PL ±XXX 3 PL ±XXXX			SIZE A2	REV
FILE NAME: HELIX.dft			SCALE	WEIGHT
			SHEET 1 OF 1	